



JOB NAME:	CONTRACTOR:
JOB LOCATION:	APPROVAL:
ENGINEER:	CONTRACTOR P.O.:
APPROVAL:	REPRESENTATIVE:

8P0720 - 8P0722 - 8P0724
(NPT) (SW) (BW)

720LL DIRECT MOUNT, 3-PC, 2-WAY STAINLESS STEEL, FULL PORT BALL VALVE IN NPT, SW OR BUTT WELD W/VALBIA DOUBLE ACTING PNEUMATIC ACTUATOR SIZES 1/4" TO 4"

8P0721 - 8P0723- 8P0725
(NPT) (SW) (BW)

720LL DIRECT MOUNT, 3-PC, 2-WAY STAINLESS STEEL, FULL PORT BALL VALVE IN NPT, SW OR BUTT WELD W/VALBIA SPRING RETURN PNEUMATIC ACTUATOR SIZES 1/4" TO 4"

SPECIFICATIONS

The 8P0720/8P0722/8P0724/8P0721/8P0723/8P0725 pneumatic actuated packages include an ISO 5211 , complete direct mount ASTM A351-CF8M stainless steel full port ball valve 720LL[NPT], 721LL [socket weld], and 722LL[butt weld] with TFM-1600 seats, multiple stem packing, thermal relief hole in the stem slot, and a grounded ball & stem.

The Valbia pneumatic actuator comes with a hard-anodized aluminum body, and powder coated end caps. In addition, all Valbia pneumatic actuators are standardly furnished with elevated temperature seals to 302F. The patented side loaded limit stops never enter the piston chamber eliminating extra possible leak paths.

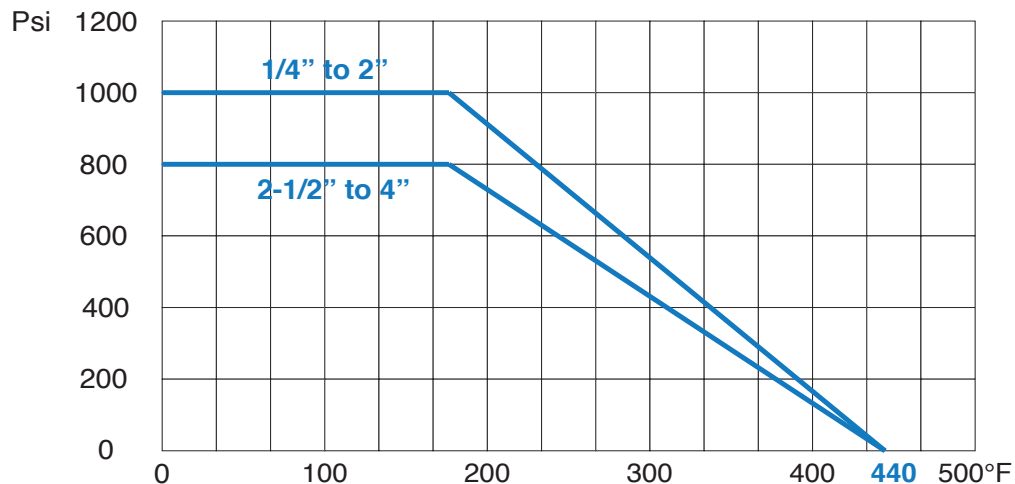
ACTUATOR FEATURES

- Hard anodized extruded aluminum body
- Concentric spring sets
- Die cast aluminum end caps
- Solid steel barstock pinion (not casting)
- 0°-90° rotation adjustment cam
- 0°-90° rotation adjustment bolts
- POM piston guides
- Minimum air pressure rating: 80 psi
- Maximum air pressure rating: 116 psi
- Working temperature: -4°F - 302°F
- No lubrication maintenance required for the entire actuator lifetime
- 100% factory tested

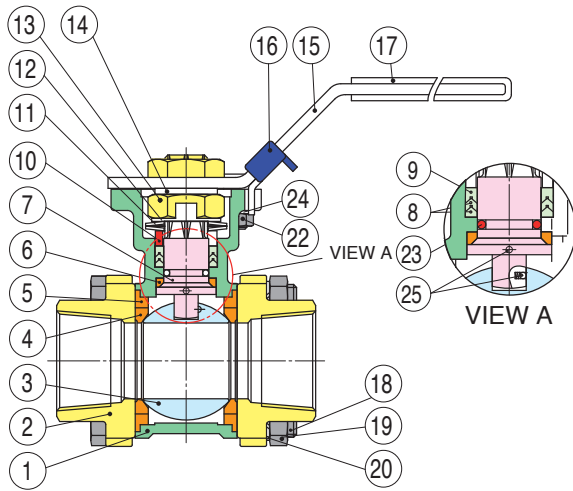
VALVE FEATURES

- 3-piece CF8M body
- Full port, sizes 1/4" to 4"
- ISO 5211 mounting pad w/ square stem
- Pressure rating 1/4" to 2" 1000 psi, 2-1/2" to 4" 800 psi - 150 psi steam
- Temperature range -60°F to +440°F
- Blow out proof stem, multi-layer V-ring adjustable stem packing
- TFM-1600 seats, P.T.F.E. packing and thrust washer

PRESSURE - TEMPERATURE CHART FOR SERIES 720LL/721LL/722LL



BILL OF MATERIALS FOR 720LL / 721LL / 722LL

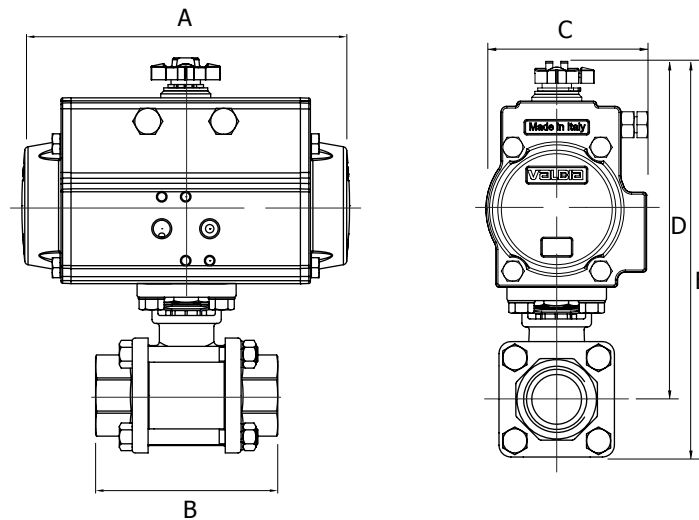


N POS	PART NAME	MATERIAL	N PCS
1	BODY	CF8M	1
2	END CAP	CF8M	2
3	BALL	SS316	1
4	SEAT	TFM-1600	2
5	JOIN GASKET	P.T.F.E.	2
6	STEM SEAL	R.T.F.E.	1
7	STEM	SS316	1
8	STEM PACKING	P.T.F.E.	1
9	STEM PACKING	TFM	*
10	GLAND	SS304	1
11	BELLEVILLE WASHER	SS304	2
12	LOCK SADDLE	SS304	1
13	STEM NUT	SS304	2

N POS	PART NAME	MATERIAL	N PCS
14	STEM WASHER	SS304	1
15	HANDLE	SS304	1
16	LOCKING DEVICE	SS304	1
17	HANDLE SLEEVE	VINYL	2
18	BOLT	SS304	*
19	BOLT NUT	SS304	*
20	BOLT WASHER	SS304	*
21	STOP PIN	SS304	1
22	PIN NUT	SS304	1
23	O-RING	VITON	1
24	WASHER	SS304	1
25	ANTI-STATIC DEVICE	SS316	1
26	SPRING	SS316	1

*VARIES WITH SIZE

DIMENSIONS



8P0720 (NPT)
8P0722 (SW)
8P0724 (BW)

720LL with **DOUBLE ACTING** Actuator
721LL with **DOUBLE ACTING** Actuator
722LL with **DOUBLE ACTING** Actuator

8P0721 (NPT)
8P0723 (SW)
8P0725 (BW)

720LL with **SPRING RETURN** Actuator
721LL with **SPRING RETURN** Actuator
722LL with **SPRING RETURN** Actuator

Size	A	B	C	D	E	ACT. DA
1/4"	4.33	2.51	1.77	3.43	5.14	32
3/8"	4.33	2.51	1.77	3.43	5.14	32
1/2"	4.33	2.59	1.77	3.43	5.14	32
3/4"	5.55	3.00	2.80	3.66	5.45	32
1"	5.55	3.39	2.80	6.23	7.34	52
1-1/4"	5.55	4.05	2.80	6.34	7.70	52
1-1/2"	6.46	4.70	3.17	7.50	9.05	63
2"	8.27	5.17	3.72	7.80	10.37	75
2-1/2"	9.47	6.46	4.17	9.44	11.74	75
3"	9.47	7.19	4.17	10.34	13.06	85
4"	10.83	9.28	4.84	11.43	15.19	100

Size	A	B	C	D	E	ACT. DA
1/4"	5.55	2.51	2.80	5.66	6.58	52
3/8"	5.55	2.51	2.80	5.66	6.58	52
1/2"	5.55	2.59	2.80	5.66	6.58	52
3/4"	6.46	3.00	3.17	6.34	7.34	63
1"	6.46	3.39	3.17	7.39	8.50	75
1-1/4"	6.46	4.05	3.17	7.50	8.86	75
1-1/2"	9.47	4.70	4.17	8.76	10.31	85
2"	10.83	5.17	4.84	9.56	11.42	100
2-1/2"	13.11	6.46	5.39	11.85	12.97	115
3"	14.65	7.19	5.83	12.68	14.22	125
4"	14.65	9.28	5.83	14.16	16.74	140