



JOB NAME:	CONTRACTOR:
JOB LOCATION:	APPROVAL:
ENGINEER:	CONTRACTOR P.O.:
APPROVAL:	REPRESENTATIVE:

M8E760137-00*

760137 2-WAY CARBON STEEL, ANSI 150 FLANGED, FOR STEAM, SPLIT BODY STYLE, FULL PORT BALL VALVE WITH VALBIA METAL ELECTRIC ACTUATOR AND BRACKET

SIZES 1/2" TO 8"

*001	12V AC/DC	*002	24V AC/DC	*003	100-240V AC
01	BATTERY BACKUP	*02*	POSITIONER	*04*	BATTERY BACKUP W POSITIONER

SPECIFICATIONS

The M8E760137 series electric actuator assembled package features the 760137 series Class 150, full port, carbon steel split body, ISO 5211 pad, double D stem, steam flanged ball valve. With Carbon-filled PTFE seats, and thermal relief hole in the stem slot, this valve is designed to operate on streamlines up to 200WSP. The 760137 valve also meets ANSI 16.5, ANSI 16.10, and ANSI 16.34.

The Valbia VBM series metal actuator housing is made from die cast aluminum, and standardly features dual motors, two extra limit switches, a heater and thermostat, a torque limiter, dual ISO patterns, female star drive, a high-profile dome indicator, 1/2" conduit connections, and a 75% duty cycle motor. The actuator is NEMA 4 rated, and options include positioning boards, battery back-ups, or a combination of the two.

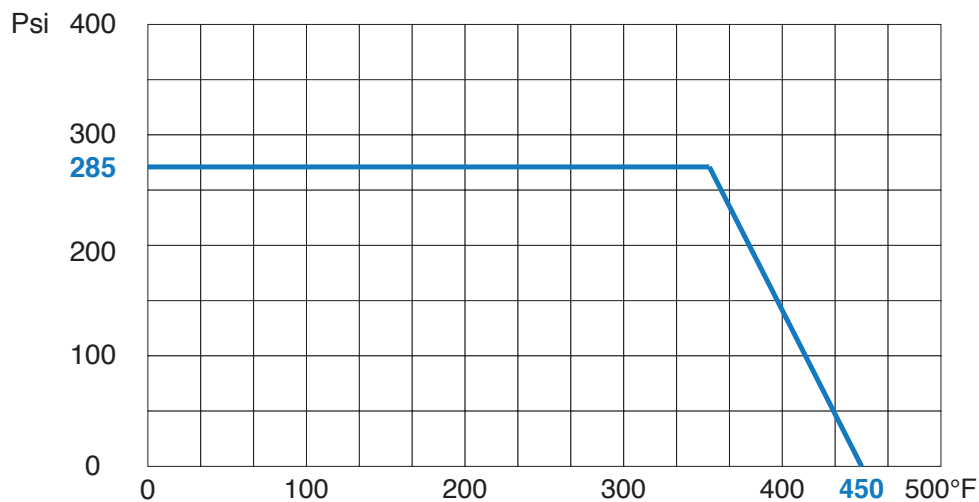
ACTUATOR FEATURES

- Dual Motors
- 24V AC/DC and 100-240V AC
- ISO 5211 dual patterns
- 75% Duty Cycle
- High-Strength, Die Cast Aluminum Powder Coated Housing
- Temperature Range -4°F to 131°F
- NEMA 4 Housing
- Two Auxiliary Switches Standard
- Torque limiter standard
- 1/2" Conduit connections

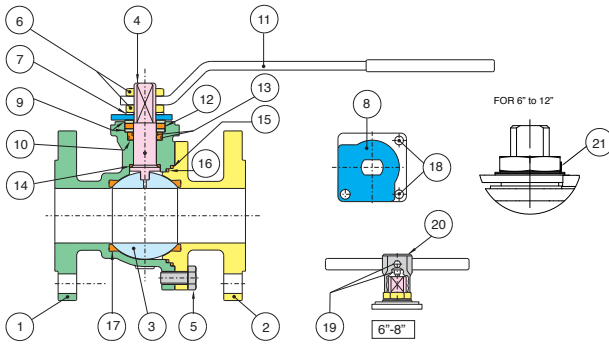
VALVE FEATURES

- Carbon Steel, ANSI class 150 flanged
- Full port, sizes 1/2" to 8"
- Temperature range -4°F to 450°F
- Blow-out proof stem, adjustable stem packing
- 25% Carbon Filled P.T.F.E. seats
- Steam pressure to 200 psi
- 100% tested
- PED 97/23/CE
- ANSI B16.5, B16.10, B16.34 design
- Fire Safe API 6FA-API 607 4th edition
- Antistatic Device
- ISO 5211 mounting pad with double "D" stem

PRESSURE - TEMPERATURE CHART FOR SERIES 760137



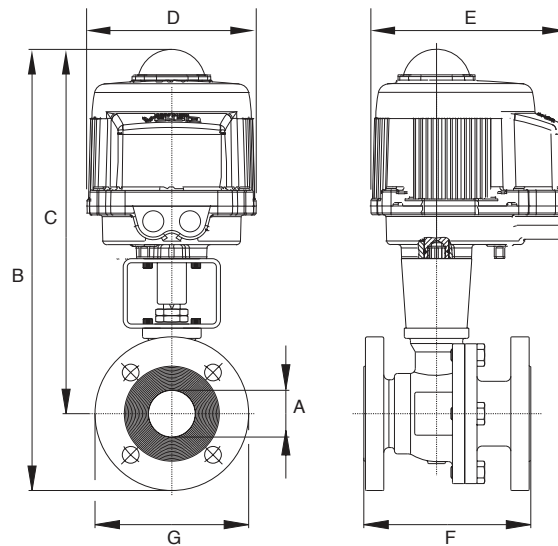
BILL OF MATERIALS FOR 760137



N POS	PART NAME	MATERIAL	N PCS
1	BODY	A216 WCB	1
2	END CONNECTION	A216 WCB	1
3	BALL	A479-316/A351 CF8M	1
4	STEM	A276-316	1
5	SCREW	STEEL	4-8
6	NUT	STEEL	1-2
7	SPRING WASHER	STEEL	2
8	TRAVEL STOP	STEEL	1
9	PACKING GLAND	STEEL	2
10	STEM SEAL	P.T.F.E.	1
11	HANDLE	STEEL	1

N POS	PART NAME	MATERIAL	N PCS
12	STEM SEAL	GRAPHOIL	1
13	O-RING	FKM (Viton®)	2
14	THRUST WASHER	P.T.F.E.	1
15	SEAL	GRAPHOIL	1
16	SEAL	P.T.F.E.	1
17	BALL SEATS	R.P.T.F.E.	2
18	SCREW	STEEL	2
19	SCREW	STEEL	2
20	BODY HANDLE	CAST IRON	1
21	UNSCREWING GROWER	A182-F316	1

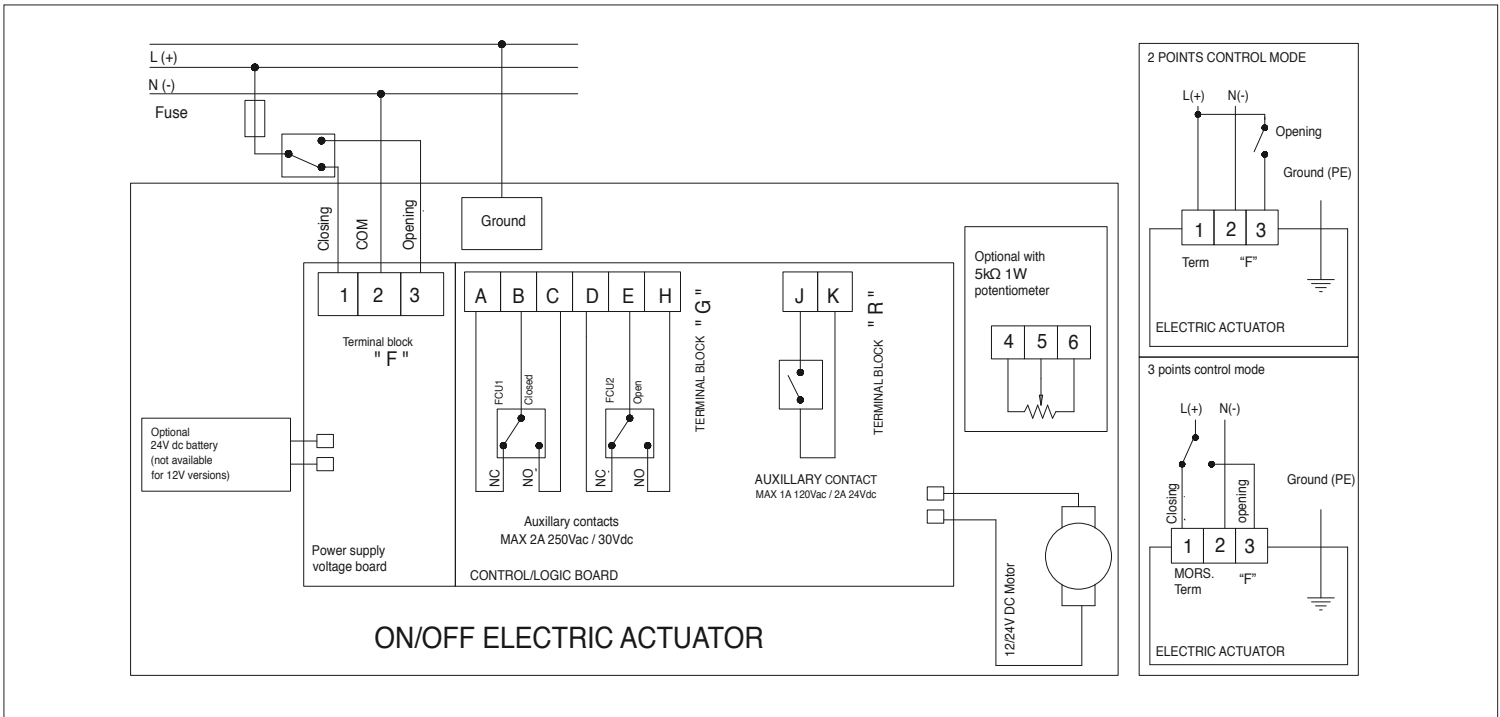
DIMENSIONS



Size	1/2"	3/4"	1"	1-1/2"	2"	3"	4"	6"	8"
A	.500	.750	.980	1.50	1.97	3.00	3.94	5.91	7.87
B	11.52	11.93	12.78	16.64	17.40	22.63	24.27	29.53	33.23
C	9.96	10.19	10.66	13.05	13.46	17.53	18.50	21.17	22.85
D	6.34	6.34	6.34	6.93	6.93	10.63	10.63	10.83	10.83
E	7.36	7.36	7.36	7.76	7.76	10.47	10.47	10.98	10.98
F	4.25	4.62	5.00	6.50	7.00	8.00	9.00	15.5	18.0
G	3.50	3.88	4.25	5.00	6.00	7.50	9.00	11.0	13.5
Act.	VB030M	VB030M	VB030M	VB060M	VB060M	VB110M	VB190M	VB350M	VB350M

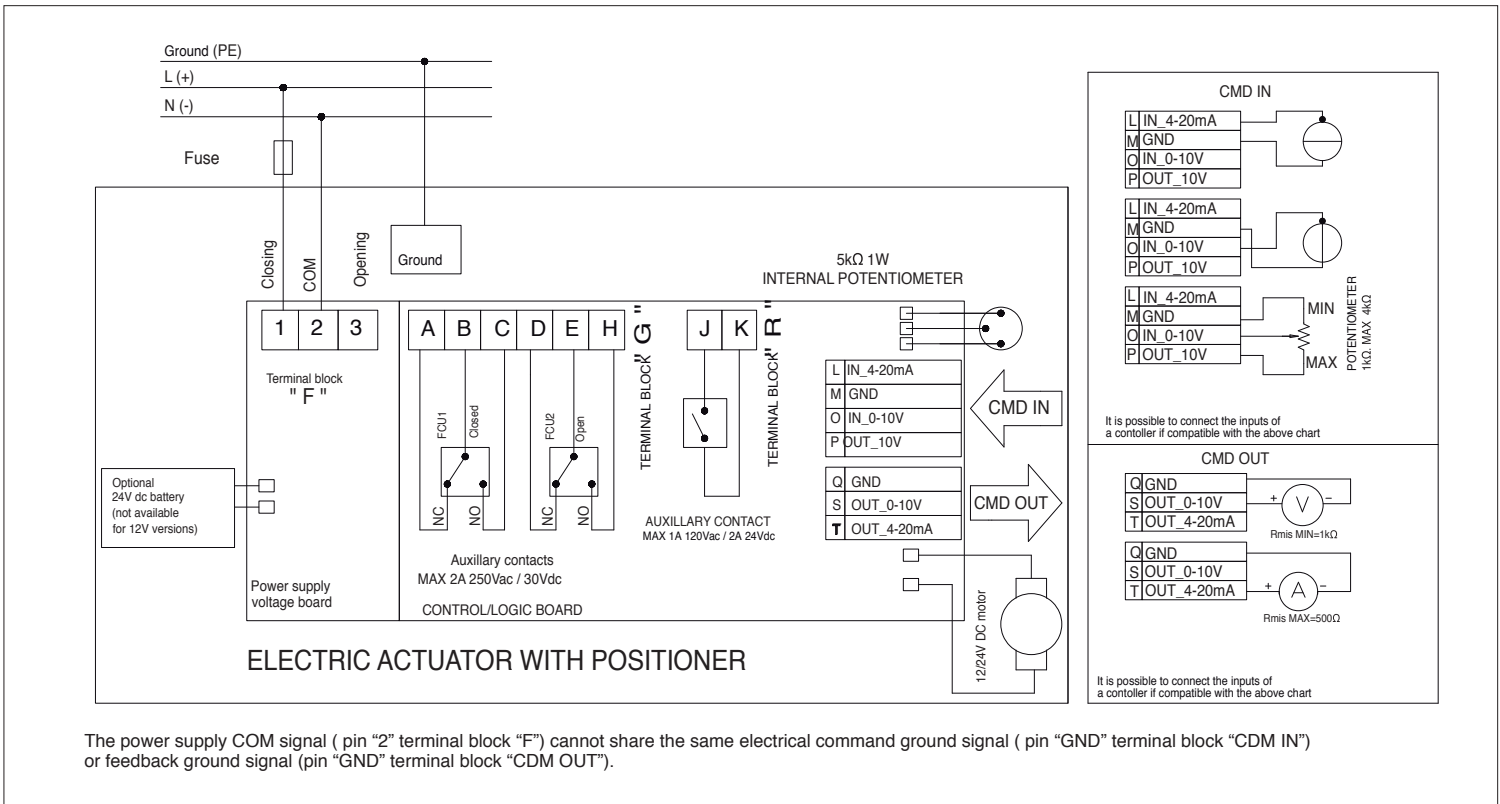
ON/OFF WIRING DIAGRAM - VB030M -VB190M

12V AC/DC, 24V AC/DC & 100-240VAC



POSITIONER WIRING DIAGRAM - VB030M -VB190M

12V AC/DC, 24V AC/DC & 100-240VAC



The power supply COM signal (pin "2" terminal block "F") cannot share the same electrical command ground signal (pin "GND" terminal block "CDM IN") or feedback ground signal (pin "GND" terminal block "CDM OUT").